

City of Houston

Magnolia Park/Pineview One Pager

February 1st, 2014 – February 28th, 2014



Illegal dumping case



Before



After

Complaints

2 environmental complaints were received from Magnolia Park\Pineview.


2 environmental investigations were conducted in Magnolia Park\Pineview.

(2 investigations were conducted relating to reported odors)

1 environmental citations or notices of violations issued in Magnolia Park\Pineview

(1 Notice of Violation was issued for threatening to introduce into the storm drain diesel fuel)

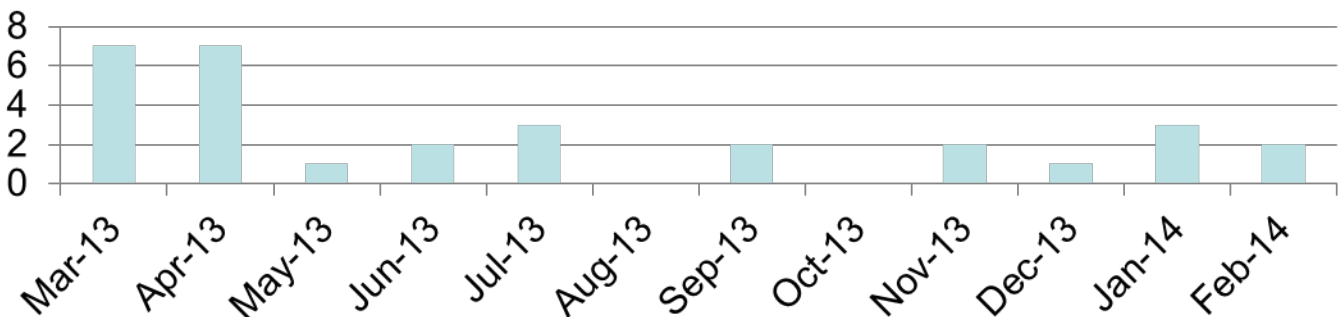
(2 Complaints of bad odors and 1 complaint of smoke and loud noises in January were investigated. No violations were found)



The City of Houston responds to environmental complaints made by phone! File a complaint with 3-1-1 or (713)-837-0311. Questions? Contact Air Alliance Houston at 713-528-3779, info@airalliancehouston.org.



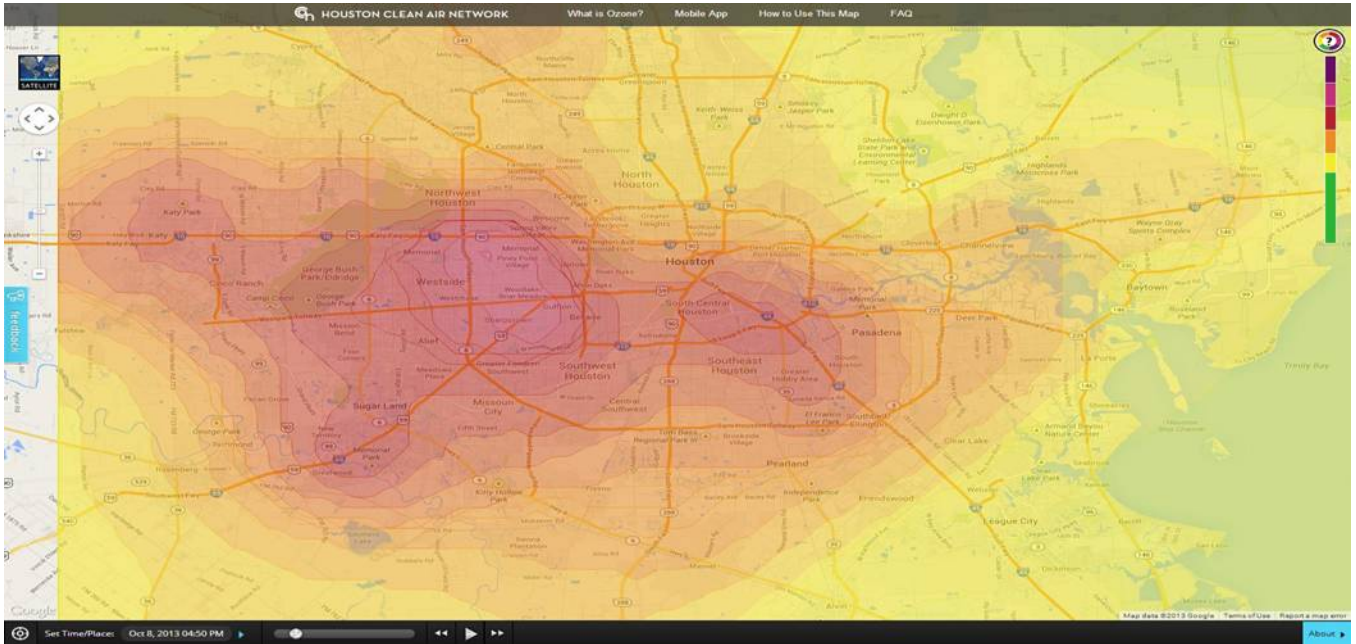
■ Complaints in Past 12 Months



City of Houston

Magnolia Park/Pineview One Pager

Ozone Monitoring Resource



Ozone Map of Houston on October 8, 2013

Go to <http://houstoncleanairnetwork.com/> to check ozone levels where you are right now.

Ozone Season is here:

Learn what the different color indicators mean for your health.

| Air Quality Index Values (ozone parts per billion) | | Levels of Health Concern |
|---|------------------------|--|
| >135 | Hazardous: | Health alert: everyone may experience more serious health effects |
| 116-135 | Very Unhealthy: | Health warnings of emergency conditions. The entire population is more likely to be affected. |
| 96-115 | Unhealthy: | Everyone may begin to experience health effects; members of sensitive groups may experience more serious health effects. |
| 77-95 | Warning: | Members of sensitive groups may experience health effects. The general public is not likely to be affected. |
| 61-76 | Moderate: | Air quality is acceptable; however, for some pollutants there may be a moderate health concern for a very small number of people who are unusually sensitive to air pollution. |
| 0-60 | Good: | Air quality is considered satisfactory, and air pollution poses little or no risk. |