

# City of Houston

## Sunnyside One Pager

February 1<sup>st</sup>, 2014 – February 28<sup>th</sup>, 2014



### Illegal dumping case




Before



After

### Complaints

- [0](#) environmental complaints were received from Sunnyside.
- [0](#) environmental investigations were conducted in Sunnyside.
- [0](#) environmental citations or notices of violations issued in Sunnyside.

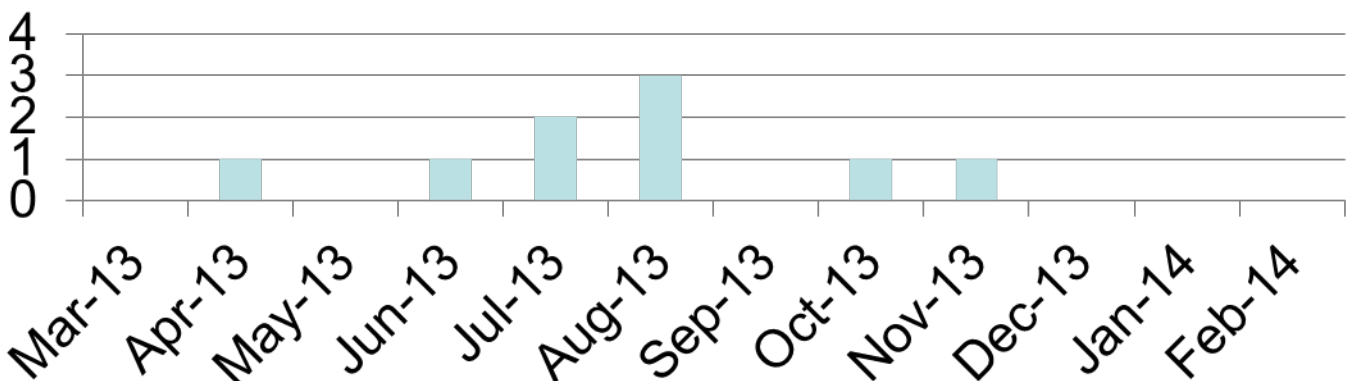


***The City of Houston responds to environmental complaints made by phone! File a complaint with 3-1-1 or (713)-837-0311.***

Questions? Contact Air Alliance Houston at 713-528-3779, [info@airalliancehouston.org](mailto:info@airalliancehouston.org).

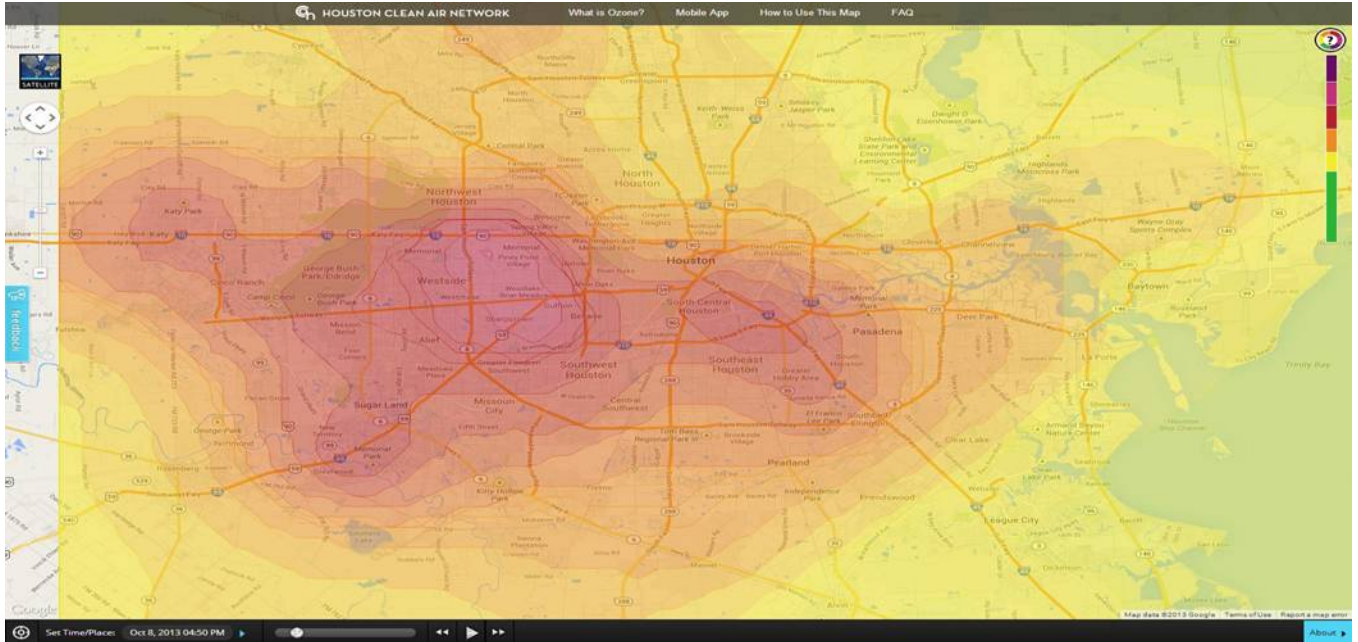


### ■ Complaints in Past 12 Months



# City of Houston Sunnyside One Pager

## Ozone Monitoring Resource



Ozone Map of Houston on October 8, 2013

Go to <http://houstoncleanairnetwork.com/> to check ozone levels where you are right now.

## Ozone Season is here:

Learn what the different color indicators mean for your health.

Air Quality Index Values (ozone parts per billion)		Levels of Health Concern
>135	<b>Hazardous:</b>	Health alert: everyone may experience more serious health effects
116-135	<b>Very Unhealthy:</b>	Health warnings of emergency conditions. The entire population is more likely to be affected.
96-115	<b>Unhealthy:</b>	Everyone may begin to experience health effects; members of sensitive groups may experience more serious health effects.
77-95	<b>Warning:</b>	Members of sensitive groups may experience health effects. The general public is not likely to be affected.
61-76	<b>Moderate:</b>	Air quality is acceptable; however, for some pollutants there may be a moderate health concern for a very small number of people who are unusually sensitive to air pollution.
0-60	<b>Good:</b>	Air quality is considered satisfactory, and air pollution poses little or no risk.